

# Instruction Manual

ZeroLemon Slim Power 5200mAh Battery Case for Samsung Galaxy S9 Plus



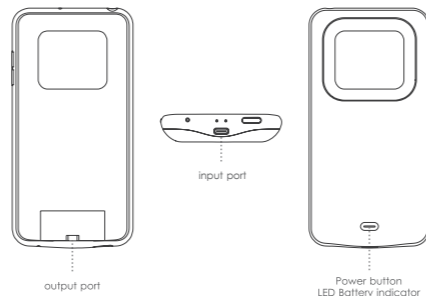
## Slim Power 5200mAh Battery Case for Samsung Galaxy S9 Plus



### User Manual

Thank you for purchasing our product. For optimum performance and safety, please read instructions carefully before operating the product. Please keep this manual for future reference.

### Features



- Extend 100% + Power to Galaxy S9 Plus
- Ultra Slim Protection
- Intelligent Power Indicator
- File transfer technology supported

### Package Contents

- 1 x Galaxy S9 Plus 5200mAh Extended Battery Case
- 1 x ZeroLemon Warranty Card

### Specifications

Capacity	5200mAh
Battery Type	Li-polymer
Input	5V/1.8A Max
Output	5V/1.8A Max
Dimensions	6.41x 2.99 x 0.78 in
Weight	4.8Oz
Compatible Device	Samsung Galaxy S9 Plus

### Using your Galaxy S9 Plus 5200mAh Battery Case

#### How to Charge the Battery Case?

Directly plug the authorized charging cable or ZeroLemon charging cable in the Type-C charging port at the bottom of the battery case.

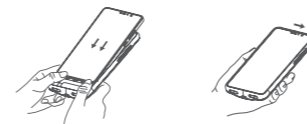
- Red with Flash 0~25% Blue with Flash 25~50%
- Green with Flash 50~75%
- White with Flash 75%~99.99%
- White with no Flash 100%

### How to Charge Using the Battery Case?

Hold on the power button for 3 seconds to turn on the battery case and charge your phone.

### Installation Guide

To install the battery case, just slide your phone into the battery case. Make sure the Type-C connectors are connected securely.

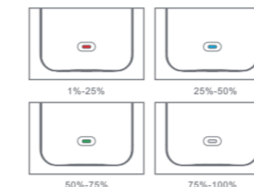


### Disassembly Guide

To take out the battery case, separate the phone from the camera hole and pull out the battery case. Make sure DO NOT lean the phone at a big angle to avoid damaging the connector.



### How to test remaining power



### For Optimal Use (IMPORTANT)

1. Use only Samsung original charging cable and charger or ZeroLemon Charger and Cable for optimal use and safety. Other chargers and cables may not be compatible and result in overheating.
2. Perform 1-2 full recharge/discharge for the new battery for optimal performance.

### Caution

1. Keep the external battery case away from high temperature.
2. Do not disassemble the external battery case at any time.
3. Keep the battery case away from metallic objects.
4. Do not crush the battery case.
5. Due to chassis ultra-thin, please remove the phone's protective case when using this battery case.

### Warranty

This product is covered by a warranty of 360 days from the date of purchase.

### Contact US

- For any inquiries or comments concerning our products, please send an e-mail to [info@zerolemon.com](mailto:info@zerolemon.com) or call us at 1-415-685-4343, and we will respond to you as soon as possible.
- If there is any quality-related issue with the product, you may request a replacement or refund by submitting a request form at <https://www.zerolemon.com/support/>

### Statement

- We are only able to provide after-sales service for purchases made directly from ZeroLemonOfficial or our authorized resellers. If you purchased through an unauthorized retailer, please contact them for any exchange or refund requests.
- Please note that unauthorized reselling of ZeroLemon products is prohibited.

### Subscribe for more deals and news!



Sales Inquiry: [sales@zerolemon.com](mailto:sales@zerolemon.com)

Made in China

Copyright 2018 ZeroLemon, LLC All Rights Reserved  
All names, brands, logos and/or trademarks used in this publication are property of their respective owners.

[www.zerolemon.com](http://www.zerolemon.com)